

**FREE
Take
One!**



Time	Difficulty
2 hrs.	Intermediate

Three Dimensional Snowman*

It takes a little cutting but this snowman is a stack of fun to make!

You will need:

- 3 sheets of white foamboard
- 1 sheet of black foamboard
- FoamWerks Circle Cutter (WA-8001)
- FoamWerks Straight Cutter (WC-6001)
- Art Decle 4-Way Stylus (A1303)
- Clear drying glue
- Tape gun
- Scrap of fleece
- Twigs for arms
- Decorative carrot nose
- Black snaps
- Snowflake brad
- Black acrylic paint

For even more exciting foamboard projects, read [Foamboard Magic](#) by Eileen L. Hull.

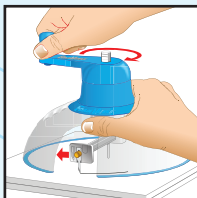
* This project is an excerpt from [Foamboard Magic](#) by Eileen L. Hull. Copyright 2008 Logan Graphic Products, Inc.



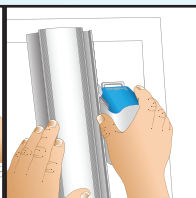
INSTRUCTIONS:

1. Cut about 50 circles from white foamboard varying in size from 1 1/2" to 3 1/2".
2. Cut 6 circles from black foamboard about 1 3/4" and one circle about 2 3/4".
3. Start stacking the circles to form a snowman shape. Don't worry if it's not a perfectly smooth shape—that's the charm of this guy...
4. When you have arrived at a version that you like, adhere the layers together using the tape gun.
5. Repeat process with the snowman's hat. Stick the snowman brad into the hat.
6. Figure out where you want to place the arms and make a hole with the 4-Way Stylus. Drop some glue in the holes and place the sticks firmly.
7. Mark spots where snaps should go as buttons and press into foam. If necessary, add a drop of glue to each hole first.
8. Dot black paint on face for eyes and mouth with the end of a paintbrush
9. Add nose and reinforce with glue.
10. Tie a scarf around his neck.
11. Enjoy!

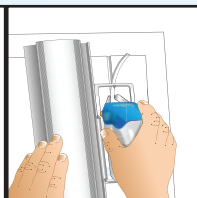
Finished size: 8" x 4"



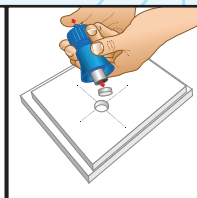
WA-8001 FoamWerks
Circle Cutter



WC-6001 FoamWerks
Straight Cutter

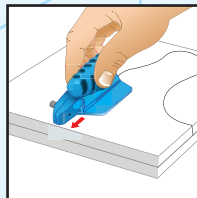


WC-2001 FoamWerks
V-Groove Cutter

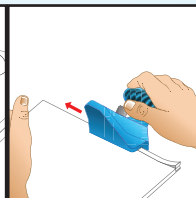


WD-8010 FoamWerks
Hole Drill

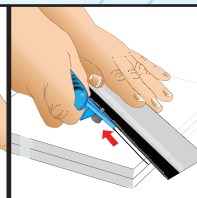
0 409957 91191 2



WB-6020 FoamWerks
Freestyle Cutter



WC-4010 FoamWerks
Rabbet Cutter



WC-6010 FoamWerks
Straight/Bevel Cutter

brought to
you by

LOGAN[®]
GRAPHIC PRODUCTS, INC.
Tools for Art - Tools for Life

Logan Graphic Products, Inc.
1100 Brown Street
Wauconda, IL 60084 USA
1-800-331-6232
www.foamwerks.com